

# QTG60(M)L-WV

Modular LED Signal Tower Lights with 8 channels custom voice

## PRODUCT SPECIFICATION

QTG60(M)L-WV

**Materials** Lens-PC, Housing-ABS, Pole-Al  
**Ambient operating temperature** -30°C to +50°C  
**Sound volume** Max. 85dB at 1m  
**Protection rating** IP23  
**Certificates** CE  
**Compliant with RoHS directive**

- Modular steady type signal tower lights
- Excellent visibility from a distance with the use of a special color diffusing lens
- The addition of modules and change in color arrangement can be achieved without the use of tools by using the Lock-type structure
- QTGA type offers a nifty integrated lens and cover for a simple aesthetically pleasing product
- A variety of Mounting bracket selections for the pole mount type to fit your location and mounting needs
- Transistors can be connected and can be operated on PLC directly
- Can be selected one sound tone among a variety of 31 available tones
- Each channel's sum of the sound tone length is 80 seconds
- Sampling rate: 16KHz



### Each modular color lens can be added without additional tools



QTG60(M)L-WV model uses a special contact structure for stable operation, the lens modules lock into place by rotating the modular structures together. This allows for easy changes to the color arrangement without any tools. Additional modules can be added.

### WV-Voice alarm with 8 tones



Voice alarm with 8 tones can be configured in accordance with working environment. Please refer to [Sound tone and combination for standard product] on this catalogue for detailed sound tone specification

### The input method of built-in sound type

	1	2	3	4	5
ON	<input type="checkbox"/>	<input type="checkbox"/>	<input type="checkbox"/>	<input type="checkbox"/>	<input type="checkbox"/>
OFF	<input type="checkbox"/>	<input type="checkbox"/>	<input type="checkbox"/>	<input type="checkbox"/>	<input type="checkbox"/>
No.	1	2	3	4	5
0	0	0	0	0	0
1	0	0	0	0	1
2	0	0	0	1	0
:	:	:	:	:	:
31	1	1	1	1	1

Select from 31 pre-recorded output sound options by using a combination of the 5 channel input switches.

The binary input method allows you to express each of the 31 alarm sound signals with a "0" or "1" by switching the 5 channels on and off as shown in the table.

1. Voice messages are pre-recorded and provided from factory upon user's request
2. Each channel has recording space for 16 sec
3. When only one channel is used, maximum recordable space is 80 sec.



- 1 **Integrated cover and lens mode**  
QTG60(M)L-WV the sleek lens cover model is made of one piece for a simple unified look.
- 2 **Can select from a variety of Mounting brackets option to fit your application needs and build environment**  
There are a variety of Mounting bracket options available depending on cost and installation requirements.





## QTG60L-WV Ø60mm Pole Mount Type, LED Steady Type

Model number	Layers	Voltage	Sound Pattern and Volume	Certificates	Weight	Color
QTG60L-WV Steady	1	DC24V	31 Customizable voices: 80dB-85dB	CE	0.53kg	R-Red
	2	DC24V			0.58kg	R-Red G-Green
	3	DC24V			0.63kg	R-Red A-Amber G-Green
	4	DC24V			0.68kg	R-Red A-Amber G-Green B-Blue
	5	DC24V			0.73kg	R-Red A-Amber G-Green B-Blue W-White



QTG60L-WV Series

※ In case of customized WV 31 tone type, there may be difference of volume depending on user's audio file type.

### Light source/signal sound current (based on 1 layer)

	Voltage	DC24V
Light source current(1 layer)		70mA
Signal sound current		160mA

### Wiring Instructions

- External signal line UL1007 AWG22(0.3sq) 400m
- External power line UL1015 AWG18(0.75sq)×2C 400mm

### Mounting bracket

Standard	LB18	LW18	QZ18	SZ18	QL18	SL18
Steel	Steel	ABS	ABS	Al	ABS	Al

※ Please refer to [Tower Light Mounting bracket] on this catalogue for detailed dimensions

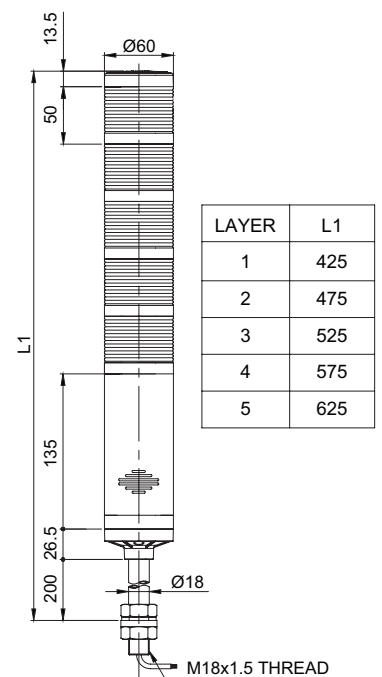
### Ordering Specifications

QTG60L-WV	-	3	-	24	-	RAG	-	LW18
[Model number]		[Layers]		[Voltage]		[Color]		[Bracket]
QTG60L-WV		1-1 Layers 2-2 Layers 3-3 Layers 4-4 Layers 5-5 Layers		24-DC24V		R-Red A-Amber G-Green B-Blue W-White		None-Standard Bracket -LB18 -LW18 -QZ18 -SZ18 -QL18 -SL18

### Technical Diagram

Units: mm

#### QTG60L-WV



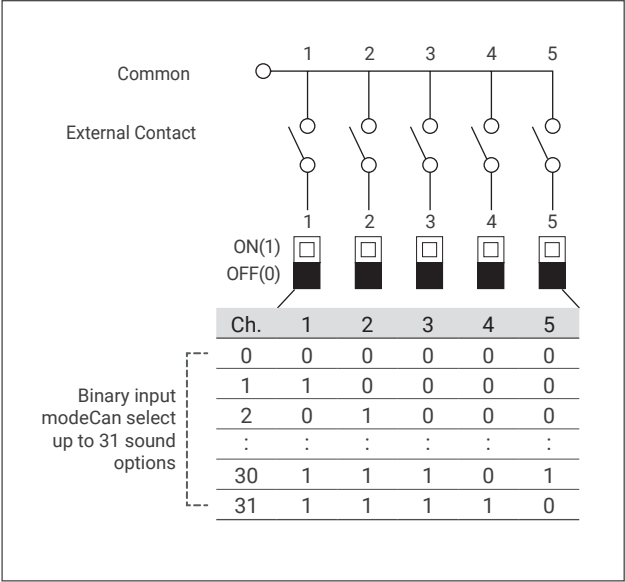
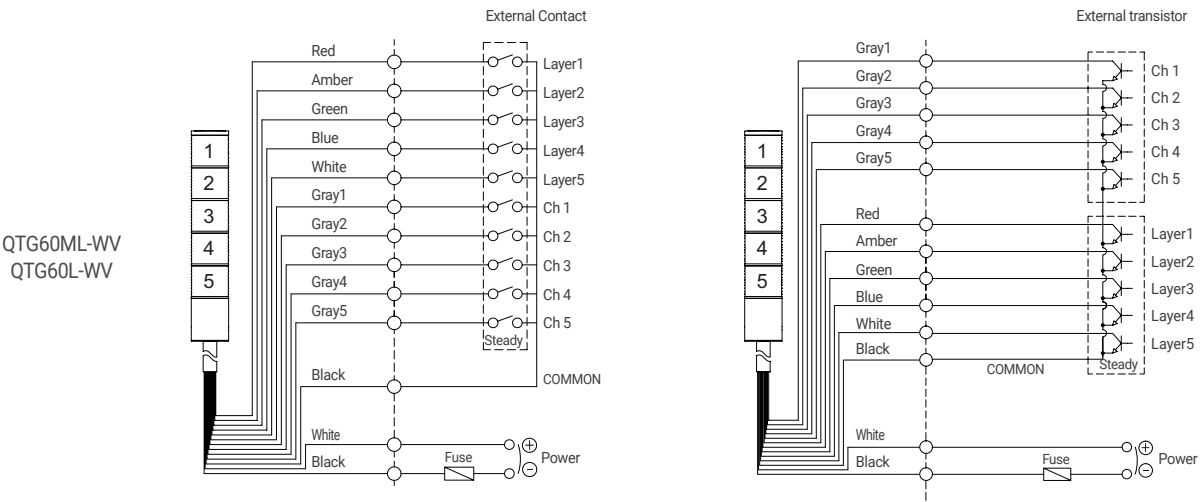


QTG60(M)L-WV

Wiring Instructions(using External Contact )

· Please wiring based below instruction in case of using External Contact

Wiring Instructions



※ Up to 31 pre-recorded tones available via binary input as left table

※ You can only show 2 numbers with 1 switch "0", "1". With 5 switches you can have 31 combinations. Selecting one sound from 5 switches is the Binary input method.

- "0" : OFF
- "1" : ON