

## QFL / QFLC

### PRODUCT SPECIFICATION

QFL | QFLC

**Materials** Lens-PC, Side cover-Al, Heatsink-Al, Bracket-SPC-1

**Ambient operating temperature** -30°C to +50°C

**Protection rating** IP67

**Certificates** CE



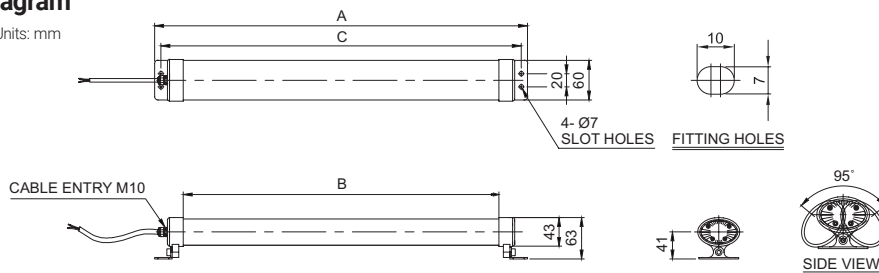
**QFL Translucent lens**  
**QFLC Transparent lens**

- Excellent front and side light distribution with the use of a special light distributing structure on the surface of the oval lens
- An external power supply is not needed for the AC type product; AC voltage can be applied directly to the product
- Excellent heat dissipation by using a heat dissipative material connected to the outer cover
- Water and vibration proof model (IP67), suitable for outdoors and places with dust and moisture
- Can select between QFL model(Anti-glare type) and QFLC model(High luminance type) depending on your work conditions
- Tilt bracket provides wide luminance angle adjustment of 130°
- Superior durability with lens made of polycarbonate
- Wired type and M12 connector type allow for a customized model that M12 connector can be attached at the end of wires.

### Technical Diagram

Units: mm

·QFL Series / QFLC Series



MODEL	A	B	C
QFL/ QFLC-200	240	152	220
QFL/ QFLC-300	340	252	320
QFL/ QFLC-400	440	352	420
QFL/ QFLC-500	540	452	520
QFL/ QFLC-600	640	552	620
QFL/ QFLC-1200	1190	1102	1170

· External power line Dura & Flex-F VU(0.5sq) x 2C 450mm

### QFL Water and Vibration Resistant LED Light Bars

Optics Specifications						
Model number	QFL-200	QFL-300	QFL-400	QFL-500	QFL-600	QFL-1200
Directions	Translucent	Translucent	Translucent	Translucent	Translucent	Translucent
Light color	Cooldaylight					
Color temperature	6,000-7,000K					
Luminous flux	DC	350lm	680lm	900lm	1,400lm	3,400lm
	AC	-	-	1,200lm	1,800lm	4,400lm
Illumination(at 1m)	DC	140Lux	250Lux	380Lux	500Lux	1,200Lux
	AC	-	-	450Lux	600Lux	1,600Lux
Specifications						
Model number	QFL-200	QFL-300	QFL-400	QFL-500	QFL-600	QFL-1200
Voltage	DC24V					
	AC220V(Except QFL-200/300)					
Range for operation voltage	DC21.5V-26.5V, AC198V-245V					
Power consumption	6W	10W	15W	20W	25W	50W
	-	-	25W	30W	35W	70W
Insulation resistance	Min. 100MΩ(500V DC mega ohm meter)					
Withstanding voltage	DC: 500VAC, 60Hz, 1 minute/AC: 1,500VAC, 60Hz, 1 minute					
Operating temperature	-30°C to +50°C					
Protection rating	IP67					
Materials	Lens-PC, Side cover-Al, Heatsink-Al, Bracket-SPC-1					
Certification	CE					
Weight(Approx.)	0.44kg	0.51kg	0.66kg	0.74kg	0.85kg	1.38kg
	-	-	0.68kg	0.77kg	0.87kg	1.49kg

※ CE Compliant: DC24V(Except QFL-1200 DC24V), AC220V(CE SMPS applied upon request as an order specification)

## QFLC Water and Vibration Resistant LED Light Bars

Optics Specifications						
Model number	QFLC-200	QFLC-300	QFLC-400	QFLC-500	QFLC-600	QFLC-1200
Directions	Transparent	Transparent	Transparent	Transparent	Transparent	Transparent
Light color	Cooldaylight					
Color temperature	6,000-7,000K					
Luminous flux	DC	400lm	800lm	1,200lm	1,500lm	2,000lm
	AC	-	-	1,400lm	2,000lm	5,000lm
Illumination (at 1m)	DC	150Lux	300Lux	460Lux	600Lux	1,500Lux
	AC	-	-	550Lux	800Lux	1,800Lux

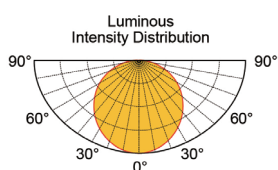
Specifications						
Model number	QFLC-200	QFLC-300	QFLC-400	QFLC-500	QFLC-600	QFLC-1200
Voltage	DC24V					
	AC220V(Except QFL-200/300)					
Range for operation voltage	DC21.5V-26.5V, AC198V-245V					
Power consumption	6W	10W	15W	20W	25W	50W
	-	-	25W	30W	35W	70W
Insulation resistance	Min. 100MQ(500V DC mega ohm meter)					
Withstanding voltage	DC: 500VAC, 60Hz, 1 minute/AC: 1,500VAC, 60Hz, 1 minute					
Operating temperature	-30°C to +50°C					
Protection rating	IP67					
Materials	Lens-PC, Side cover-Al, Heatsink-Al, Bracket-SPC-1					
Certifications	CE					
Weight(Approx.)	0.44kg	0.51kg	0.66kg	0.74kg	0.85kg	1.38kg
	-	-	0.68kg	0.77kg	0.87kg	1.49kg

※ CE Compliant: DC24V(Except QFL-1200 DC24V), AC220V(CE SMPS applied upon request as an order specification)

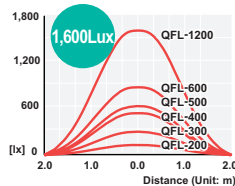
### Light Distribution and Illuminance

#### QFL Series

##### Light Distribution Curve

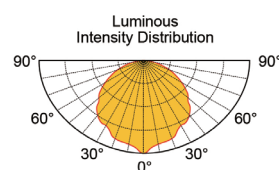


##### Luminance Feature

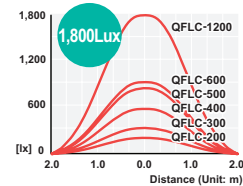


#### QFLC Series

##### Light Distribution Curve

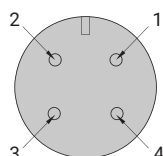


##### Luminance Feature

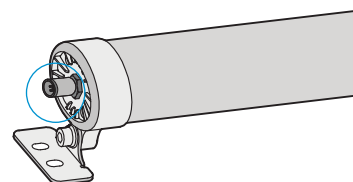


### M12 connector equipped

- This product is compatible with the M12 connector pull-out type specification



PIN	DC	AC
1	DC (-)	AC POWER
2	N/A	N/A
3	DC (+)	AC POWER
4	N/A	N/A



### Ordering Specification

QFL	-	600	-	24	-	M12
[Model number]		[Product length]		[Voltage]		[Connector]
QFL-Translucent lens		200-240mm		24-DC24V		(None) - Specified-power
QFLC-Transparent lens		300-340mm		220-AC220V		cable withdrawal type
		400-440mm		(Except QFL(C)-200/300)		M12 - M12 connector type
		500-540mm				
		600-640mm				
		1,200-1,190mm				