

QT56MCL

Signal light that can be configured with 7 colors in 1 tower light



QT56MCL Series

Built-in buzzer output holes formed on the housing of the product



PRODUCT SPECIFICATION

QT56MCL

Materials Lens-PC, Housing-Al, bracket-Al
Ambient operating temperature -30°C to + 60°C
Volume Max.90dB at 1m
Protection rating Standard type-IP44, Built-in buzzer type-IP23

- Helps reduce the costs of installation by reducing the space needed to emit seven color signals in a single tower light
- Compact pole-mounted product adopting high-brightness LED as a light source
- Elegant design with hexagon shaped metal housing
- Aluminum housing provides excellent durability
- Soft LED illuminates designated colors when on
- When off, milky translucent color lens provides a comfortable and stable viewing condition for workers in close proximity
- Folding type mount bracket can be utilized in various environments
- Standard model and built-in buzzer model can be used by selecting the specifications suitable for the operating environment.
- M12 connector type is optionally available(Female M12 connector is not provided)

QT56MCL Multiple Color LED Steady

Model number	Voltage	Certificates	Weight	Color
QT56MCL Steady	DC24V	CE	0.45kg	7 Colors
QT56MCL-BZ Steady w/ built-in buzzer	DC24V		0.48kg	

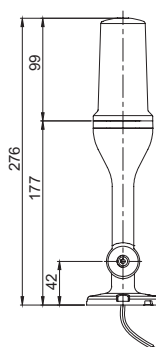
Light source/buzzer current(Each LED module's current)

Voltage	DC24V
Light source current	50mA
Buzzer current	75mA

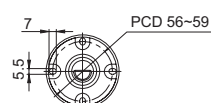
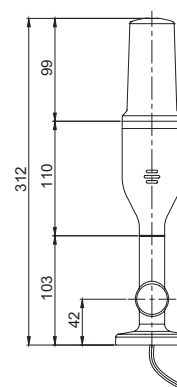
Technical Diagram

Units : mm

·QT56MCL



·QT56MCL-BZ



Customization

- M12 connector attached type

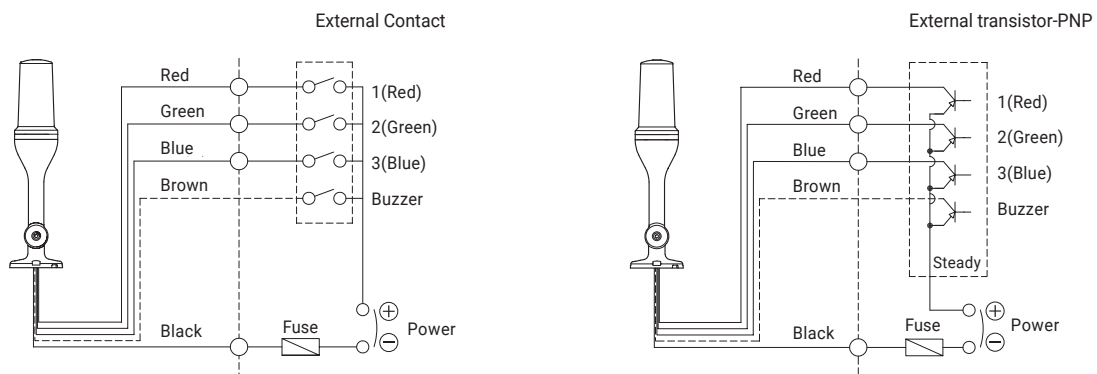
Ordering Specifications

QT56MCL	-	24
[Model number]		[Voltage]
QT56MCL		24-DC24V
QT56MCL-BZ		

Wiring Instructions

- QT56MCL can be wired by using both External Contact and transistor.
- In case of wiring by transistor, please make sure if it is PNP type. Please carefully follow wiring instructions below.
- External power line/External signal line - UL1007 AWG22(0.3sq) 400mm

·QT56MCL



< Wiring Configuration for Signal Color >

No.	Signal color	Wiring Configuration for
1	RED	1(RED)
2	GREEN	2(GREEN)
3	BLUE	3(BLUE)
4	AMBER	1(RED)+2(GREEN)
5	CYAN	2(GREEN)+3(BLUE)
6	PURPLE	1(RED)+3(BLUE)
7	WHITE	1(RED)+2(GREEN)+3(BLUE)

※ Please refer to 'M12 Connector-type tower light PIN-MAP' from this catalogue regarding wiring diagram of M12 connector type model.

Signal Color Options

- 7 Color modes available via wiring
- QT56MCL Series can configure seven color signals by combining the 3 signal wires (red, green, blue) attached to the tower light.

