



PRODUCT SPECIFICATION

STA35SL

Materials Lens-AS, Housing-ABS

Ambient operating temperature -30°C to +50°C

Protection rating IP44

- Ø35mm direct mount tower lights
- Excellent visibility by using a high brightness LED with a special diffusion lens
- Lens maintains a semi-transparent color when not emitting the specific color of the signal under operation
- Steady mode only with fixed user selected color arrangement (can operate flashing mode with External Contact)
- Easy mounting with the bolts/ screws located at the bottom of the product

STA35SL Ø35mm Direct mount, LED Steady

Model number	Layers	Voltage	Certificates	Weight	Color
STA35SL Steady	1	DC12V DC24V	CE	0.60kg	● R-Red
	2	DC12V DC24V		0.85kg	● R-Red ● G-Green
	3	DC12V DC24V		1.05kg	● R-Red ● A-Amber ● G-Green
	4	DC12V DC24V		1.30kg	● R-Red ● A-Amber ● G-Green ● B-Blue
	5	DC12V DC24V		1.53kg	● R-Red ● A-Amber ● G-Green ● B-Blue ○ W-White

※ CE Compliant: DC24V

Light source current(based on 1 layer)

Voltage	DC12V	DC24V
Light source current(1 layer)	100mA	50mA

Customization

- Wall mount bracket options : Used for mounting on the vertical surface



Wall mount bracket
STAWB25

Ordering Specifications

STA35SL	-	3	-	24	-	RAG
[Model number]		[Layers]		[Voltage]		[Color]
STA35SL		1-1 Layers 2-2 Layers 3-3 Layers 4-4 Layers 5-5 Layers		12-DC12V 24-DC24V		● R-Red ● A-Amber ● G-Green ● B-Blue ○ W-White



STA35SL

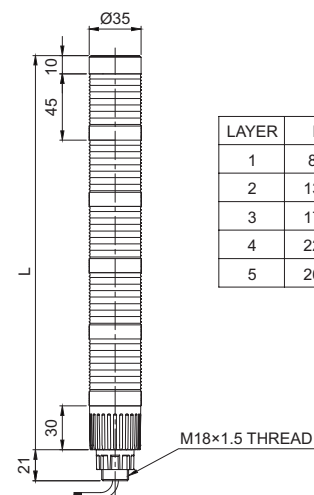
Wiring Instructions

- External power line/External signal line
UL1007 AWG22(0.3sq) 400mm

Technical Diagram

Units : mm

· STA35SL

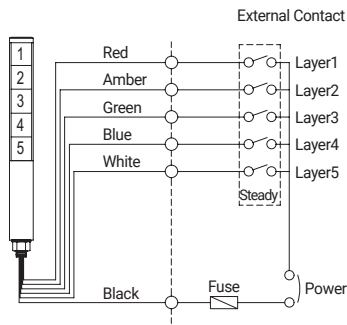


Wiring Instructions

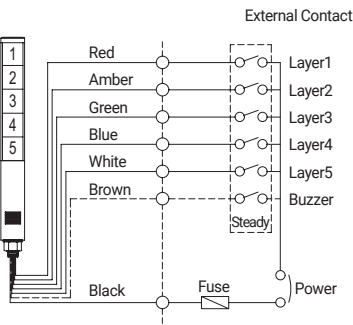
- STA25SLM, STA35SL, STA35SLM and STA45SLM can be wired by using both External Contact and transistor.
- In case of wiring by transistor, please make sure if it is NPN type or PNP type. Please carefully follow wiring instructions below.

External Contact

·STA25SLM-DC
·STA35SL-DC / STA35SLM-DC



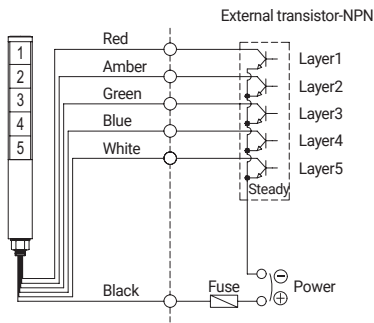
·STA45SLM / ST45SLMP-DC



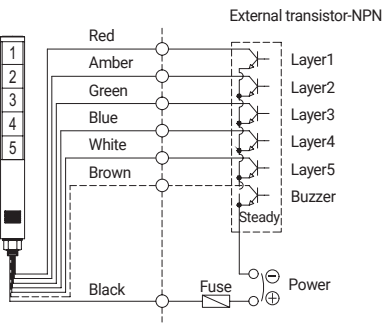
Transistor(I/O)

·STA25SLM-DC
·STA35SL-DC / STA35SLM-DC

NPN
Transistor

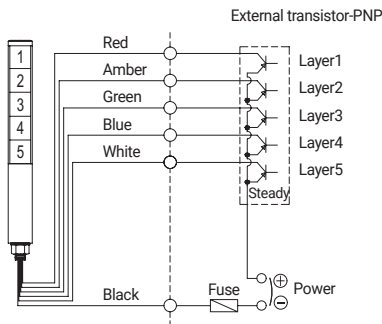


·STA45SLM / ST45SLMP-DC

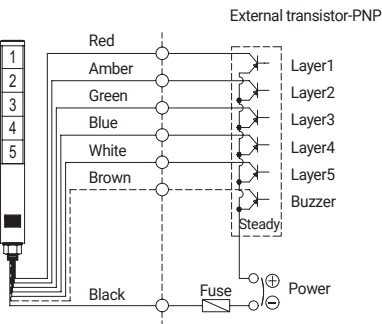


·STA25SLM-DC
·STA35SL-DC / STA35SLM-DC

PNP
Transistor



·STA45SLM / ST45SLMP-DC



Wiring Instructions

- External power line/External signal line UL1007 AWG22(0.3sq) 400mm

Transistor Rating

Model number	NPN or PNP
Withstanding voltage	$V_c \geq 35V$
Current	$I_c \geq 300mA$
Leakage current	$0.1mA \geq I_L$