



QT50L / QT50ML
QT70L / QT70ML

New Model Concept which Allows for Significant Customization to Your Specific Needs Using Special Modular Components



- QT Series tower light is a multifunctional product that allows for significant customization to your specific needs using our special modular components such as the lens, buzzer, ethernet cord, USB cord and Mounting brackets. Additional tools are not required for assembly
- All modular components can be arranged freely to the user desired position (upper/ lower) except for the dial tone lever



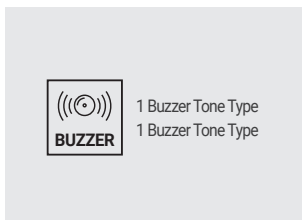
· Buzzer modules position can be chosen freely

The buzzer module is designed to be compatible with the light modules by using a novel architecture developed by Qlight. Therefore, users can reposition the module to the location they desire. In the photo to the left, the buzzer module is located at the top, center and bottom positions.



· Can select from a variety of LED light functions

The LED indicator can provide varying signals/actions by using different independent light modules; flashing, strobe, rotating. For example, green would indicate normal operation, a red module would indicate risk which can be highlighted further by selecting a strobe flashing or rotating module.



· Buzzer sound selection

Modules that output buzzer sounds can be arranged according to the work environment and purpose. For detailed specifications of the buzzer sound module, please refer to QT Series [Buzzer Module].



· Can select from a variety of pole selections to fit your application needs

You can choose from 8 different kinds of pole options for mounting. The pole materials vary from steel, aluminum, and polycarbonate. Please refer to [Tower Light Mounting Bracket] on this catalogue for detailed dimensions



· Module sales


Consumers can purchase the modules they need and assemble them themselves. Detailed specifications and features of the module are introduced on the QT50 / QT70 module information page. References for module combinations are included on the Assembly Instructions page.

· Assembly sales

We assemble the functions requested by consumers and supply them as finished products. Assembly specifications for various model numbers are introduced on the QT50 / QT70 product detail page.

QT Series

Multi-functional module can be assemble to user requirements



Please use the switch for Steady and Flashing which is on top of Q50L-F and Q70L-F, LED steady/flashing module.

Module Connection




1 Connect wire between module



2 Match the edge of module



3 To assemble turn right



Uses a connector for easy assembly

LED module

- 4 kinds of LED modules; Steady, steady/flashing, strobe, revolving flashing
- Good visibility with high brightness.
- Module position can be chosen based on signal importance.



Q70L-N



Q50L-N

LED Steady Module

- Output LED Steady signal
- High brightness LED
- Voltage: DC12V, DC24V, AC110V, AC220V



Q70L-F



Q50L-F

LED Steady/Flashing Module

- Output LED Steady/Flashing signal
- High brightness LED
- Voltage: DC12V, DC24V, AC110V, AC220V



Q70L-S



Q50L-S

LED Strobe Module

- LED Strobe Module
- Excellent notice compare to flashing type
- Voltage: DC12V, DC24V



Q70L-R



Q50L-R

LED Revolving Flashing Module

- LED light revolve and flash
- Dynamic Signal
- Voltage: DC12V, DC24V

Buzzer module

- Buzzer module has Siren and Bip sound, Bip sound is adjustable.
- Buzzer module position can be chosen freely and has a good air tight seal.



Q70L-BZS

Siren Sound Buzzer Module

- Siren buzzer volume: Max. 90dB
- Sound fixed
- Voltage: DC12V, DC24V, AC110V, AC220V



Q70L-BZ



Q50L-BZ

Bip Sound Buzzer Module

- Bip sound(Pi-Pi) volume : Max 90dB
- Sound adjustable
- Voltage: DC12V, DC24V, AC110V, AC220V



- Sound adjustable by lever on module side
- Buzzer module position can be chosen freely




Module Connection

- Adopts a convenient connector for easy assemble.
- Simple connection structure makes assembly straightforward and effortless when compared to other manufacturer's products.

Base Module is composed of the control line and threaded to the Mounting bracket for improved product mounting efficiency.
Please refer to below instruction and choose the mount type.

Base Module

- 6P terminal plate equipped on basic module. Please refer to QT Series wiring diagram for wiring of power line and signal line

Direct mount		3 Bolts on base module
Wall mount		Wall mount bracket on base module
Pole mount		Pole module and pole assemble on base module

Module Color

- Housing color of the QT series modular tower lights is black
- Customizable in beige color

Wiring Instructions


- QT series can be wired to External Contact and transistor
- In case of wiring with transistor, please select the proper transistor type either NPN or PNP based on the source voltage setting
- DC Steady type : External power/External signal line : UL1007 AWG22(0.3sq) 400mm
- AC Steady, AC/DC steady/flashing type :
External power line : UL1015 AWG18(0.75sq)×2C 400mm
External signal line : UL1007 AWG22(0.3sq)400mm

Mounting bracket


- Pole Mount Brackets

Standard	LB18 LB24	LW18 LW24	QZ18 QZ24	SZ18 SZ24	QL18 QL24	SL18 SL24
						
Steel	Steel	ABS	ABS	Al	ABS	Al

※ Please refer to [Tower Light Mounting bracket] on this catalogue for detailed dimensions



Power Line Wiring Instructions


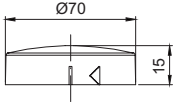


Terminal box can be wired without a special tool by using the push and release locking mechanism.

QT70 Series


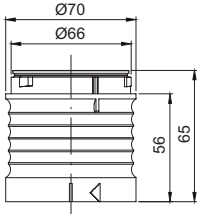




Module Specifications QT70L / QT70ML

(Units : mm)

Layout	Parts Name	Model No	Common Specifications
	QT70L Cover	Q70L-CV	<ul style="list-style-type: none"> Material: PC Protection ratings with assemble: IP65 Product size: Ø70 x 15 


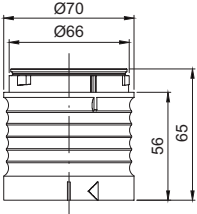


• LED Steady Module

(Units : mm)

Layout	Parts Name	Model No	Specification		Common Specifications
			Voltage	Current	
	Q70L-NR Red LED Steady Module	Q70L-NR-12 Q70L-NR-24 Q70L-NR-110 Q70L-NR-220	DC12V DC24V AC110V AC220V	120mA 55mA 25mA 25mA	<ul style="list-style-type: none"> Material: PC Protection ratings with assemble : IP65 Product size: Ø70 x 65 
	Q70L-NA Amber LED Steady Module	Q70L-NA-12 Q70L-NA-24 Q70L-NA-110 Q70L-NA-220	DC12V DC24V AC110V AC220V	120mA 55mA 25mA 25mA	
	Q70L-NG Green LED Steady Module	Q70L-NG-12 Q70L-NG-24 Q70L-NG-110 Q70L-NG-220	DC12V DC24V AC110V AC220V	120mA 55mA 25mA 25mA	
	Q70L-NB Blue LED Steady Module	Q70L-NB-12 Q70L-NB-24 Q70L-NB-110 Q70L-NB-220	DC12V DC24V AC110V AC220V	120mA 55mA 25mA 25mA	
	Q70L-NC White LED Steady Module	Q70L-NC-12 Q70L-NC-24 Q70L-NC-110 Q70L-NC-220	DC12V DC24V AC110V AC220V	120mA 55mA 25mA 25mA	


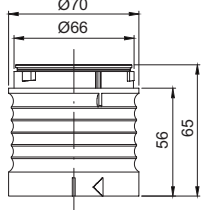

• LED Flashing Module

(Units : mm)

Layout	Parts Name	Model No	Specification		Common Specifications
			Voltage	Current	
	Q70L-FR Red LED Steady/Flashing Module	Q70L-FR-12 Q70L-FR-24 Q70L-FR-110 Q70L-FR-220	DC12V DC24V AC110V AC220V	120mA 55mA 25mA 25mA	<ul style="list-style-type: none"> Material: PC Protection ratings with assemble : IP65 Product size: Ø70 x 65 
	Q70L-FA Amber LED Steady/Flashing Module	Q70L-FA-12 Q70L-FA-24 Q70L-FA-110 Q70L-FA-220	DC12V DC24V AC110V AC220V	120mA 55mA 25mA 25mA	
	Q70L-FG Green LED Steady/Flashing Module	Q70L-FG-12 Q70L-FG-24 Q70L-FG-110 Q70L-FG-220	DC12V DC24V AC110V AC220V	120mA 55mA 25mA 25mA	


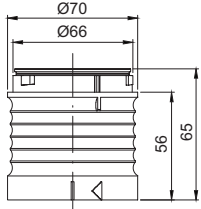




QT70 Series

(Units : mm)

Layout	Parts Name	Model No	Specification		Common Specifications
			Voltage	Current	
	Q70L-FB Blue LED Steady/Flashing Module	Q70L-FB-12	DC12V	120mA	<ul style="list-style-type: none"> Material: PC Protection ratings with assemble: IP65 Product size: Ø70 x 65 
		Q70L-FB-24	DC24V	55mA	
		Q70L-FB-110	AC110V	25mA	
		Q70L-FB-220	AC220V	25mA	
	Q70L-FC White LED Steady/Flashing Module	Q70L-FC-12	DC12V	120mA	
		Q70L-FC-24	DC24V	55mA	
		Q70L-FC-110	AC110V	25mA	
		Q70L-FC-220	AC220V	25mA	


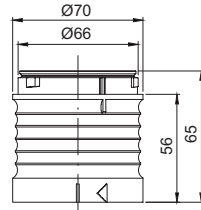

• LED Strobe Module

(Units : mm)


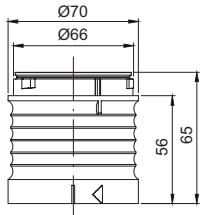


Layout	Parts Name	Model No	Specification		Common Specifications
			Voltage	Current	
	Q70L-SR Red LED Strobe Module	Q70L-SR-12 Q70L-SR-24	DC12V DC24V	120mA 120mA	<ul style="list-style-type: none"> Material: PC Protection ratings with assemble: IP65 Product size: Ø70 x 65 
	Q70L-SA Amber LED Strobe Module	Q70L-SA-12 Q70L-SA-24	DC12V DC24V	120mA 120mA	
	Q70L-SG Green LED Strobe Module	Q70L-SG-12 Q70L-SG-24	DC12V DC24V	120mA 120mA	
	Q70L-SB Blue LED Strobe Module	Q70L-SB-12 Q70L-SB-24	DC12V DC24V	120mA 120mA	
	Q70L-SC White LED Strobe Module	Q70L-SC-12 Q70L-SC-24	DC12V DC24V	120mA 120mA	

• LED Revolving Flashing module

(Units : mm)


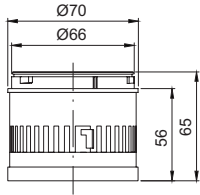

Layout	Parts Name	Model No	Specification		Common Specifications
			Voltage	Current	
	Q70L-RR Red LED Revolving Flashing Module	Q70L-RR-12 Q70L-RR-24	DC12V DC24V	80mA 80mA	<ul style="list-style-type: none"> Material: PC Protection ratings with assemble: IP65 Product size: Ø70 x 65 
	Q70L-RA Amber LED Revolving Flashing Module	Q70L-RA-12 Q70L-RA-24	DC12V DC24V	80mA 80mA	

(Units : mm)

Layout	Parts Name	Model No	Specification		Common Specifications
			Voltage	Current	
	Q70L-RG Green LED Revolving Flashing Module	Q70L-RG-12 Q70L-RG-24	DC12V DC24V	80mA 80mA	<ul style="list-style-type: none"> · Material: PC · Protection ratings with assemble: IP65 · Product size: Ø70 x 65 
	Q70L-RB Blue LED Revolving Flashing Module	Q70L-RB-12 Q70L-RB-24	DC12V DC24V	80mA 80mA	
	Q70L-RC White LED Revolving Flashing Module	Q70L-RC-12 Q70L-RC-24	DC12V DC24V	80mA 80mA	

· Buzzer module

(Units : mm)

Layout	Parts Name	Model No	Specification		Common Specifications
			Voltage	Current	
	Q70L-BZ Buzzer module	Q70L-BZ-12 Q70L-BZ-24 Q70L-BZ-110 Q70L-BZ-220	DC12V DC24V AC110V AC220V	30mA 55mA 110mA 130mA	<ul style="list-style-type: none"> · Material: PC · Protection ratings with assemble: IP54 · Product size: Ø70 x 65 · Volume: Max. 90dB 
	Q70L-BZS Siren Buzzer module	Q70L-BZS-12 Q70L-BZS-24 Q70L-BZS-110 Q70L-BZS-220	DC12V DC24V AC110V AC220V	240mA 150mA 10mA 20mA	

QT70 Series




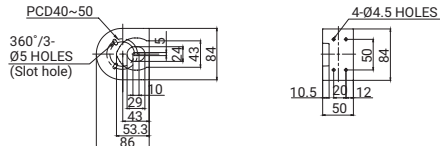

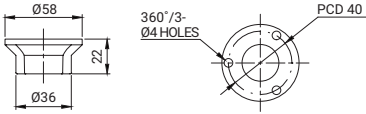
• Base Module

(Units : mm)

Layout	Parts Name	Model No	Common Specifications
	Base Module	Q70L-BS	<ul style="list-style-type: none"> Material: PC Protection ratings with assemble: IP65 Product size: Ø70 x 36 

• Mount Bracket Module(Built-in Sounder)

(Units : mm)

Layout	Parts Name	Model No	Material	Technical Diagram
	Wall Mount Bracket	TWS80	Steel	
	Wall Mount Bracket	TWA80	PC	
	Pole Module	Q70L-PB	PC	

QT70ML-BZ



 **QT70ML-BZ** Ø70mm Direct Mount Modular LED Tower Lights with Buzzer



Beige color is available



Model number	Layers	Voltage	Certificates	Weight	Color
QT70ML-BZ QT70MLF-BZ (Max. 90dB)	1	DC12V	CE	0.26kg	● R-Red
		DC24V		0.26kg	
		AC110V		0.27kg	
		AC220V		0.27kg	
	2	DC12V		0.34kg	● R-Red ● G-Green
		DC24V		0.34kg	
		AC110V		0.35kg	
		AC220V		0.35kg	
	3	DC12V		0.42kg	● R-Red ● A-Amber ● G-Green
		DC24V		0.42kg	
		AC110V		0.43kg	
		AC220V		0.43kg	
	4	DC12V		0.49kg	● R-Red ● A-Amber ● G-Green ● B-Blue
		DC24V		0.49kg	
		AC110V		0.50kg	
		AC220V		0.50kg	

※ CE compliant: DC12V, DC24V

QT70ML QT70MLF	Steady Module Steady/Flashing Module	+	Base Module(BS)	+	Buzzer module(BZ)
-------------------	---	---	-----------------	---	-------------------

Voltage	DC12V	DC24V	AC110V	AC220V
Light source current(1 layer)	120mA	55mA	25mA	25mA
Buzzer current	30mA	55mA	110mA	130mA

Units : mm

·QT70ML-BZ

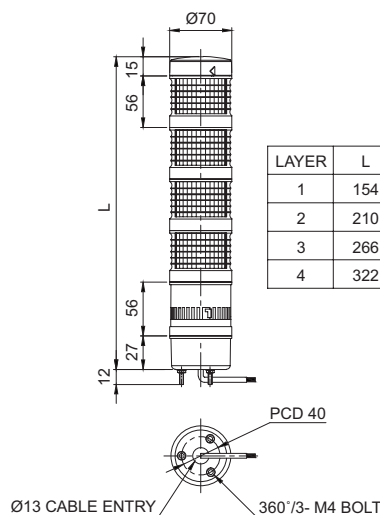
- LED tower light can be wired by using transistor and External Contact

- Beige color
- LED Strobe(Model number : QT70MLS-BZ)
- LED simulated revolving (Model number: QT70MLR-BZ)
- Wall mount bracket options : Bracket structure allows for threading through the bracket hole or into the wall



Wall mount
bracket
TWS80

Wall mount
bracket
TWA80



QT70ML-BZ	-	3	-	220	-	RAG
[Model number]		[Layers]		[Voltage]		[Color]
QT70ML-BZ		1-1 Layers		12-DC12V		● R-Red
QT70MLF-BZ		2-2 Layers		24-DC24V		● A-Amber
		3-3 Layers		110-AC110V		● G-Green
		4-4 Layers		220-AC220V		● B-Blue

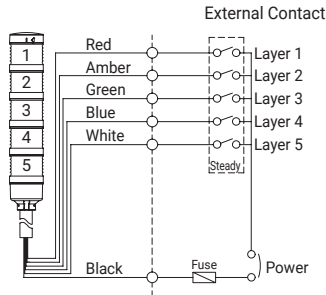
Wiring Instructions(Wiring using External Contact)

- QT Series can be wired by using both External Contact and transistor.
- In case of wiring with External Contacts, refer to the wiring diagrams below according to your product's type and voltage setting.

Wiring instructions

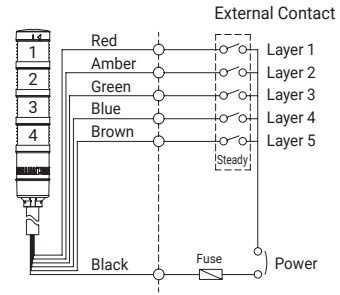
DC/AC standard

QT50ML(F)
QT50MLS(DC only)
QT50MLR(DC only)
QT50L(F)
QT50LS(DC only)
QT50LR(DC only)
QT70ML(F)
QT70MLS(DC only)
QT70MLR(DC only)
QT70L(F)
QT70LS(DC only)
QT70LR(DC only)



DC/AC buzzer

QT50ML(F)-BZ
QT50MLS-BZ(DC only)
QT50MLR-BZ(DC only)
QT50L(F)-BZ
QT50LS-BZ(DC only)
QT50LR-BZ(DC only)
QT70ML(F)-BZ
QT70MLS-BZ(DC only)
QT70MLR-BZ(DC only)
QT70L(F)-BZ
QT70LS-BZ(DC only)
QT70LR-BZ(DC only)



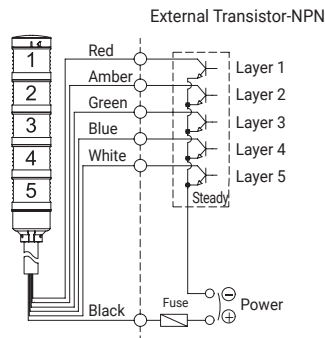
Wiring Instructions(Wiring using transistor)

- In case of wiring by transistor, please make sure if it is NPN type or PNP type. Please carefully follow wiring instruction below.

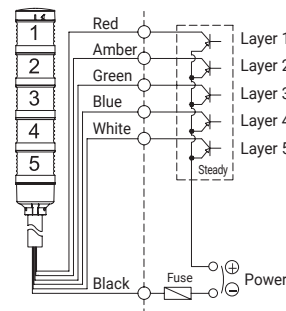
Wiring instructions

DC standard

QT50ML(F)
QT50MLS
QT50MLR
QT50L(F)
QT50LS
QT50LR
QT70ML(F)
QT70MLS
QT70MLR
QT70L(F)
QT70LS
QT70LR

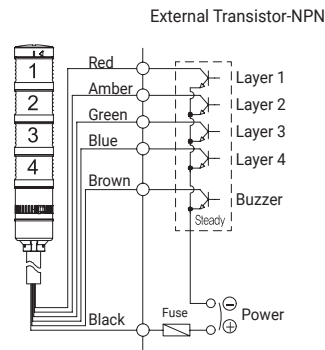


External Transistor-PNP

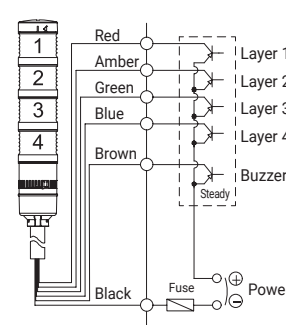


DC buzzer

QT50ML(F)-BZ
QT50MLS-BZ
QT50MLR-BZ
QT50L(F)-BZ
QT50LS-BZ
QT50LR-BZ
QT70ML(F)-BZ
QT70MLS-BZ
QT70MLR-BZ
QT70L(F)-BZ
QT70LS-BZ
QT70LR-BZ



External Transistor-PNP



- DC steady type cable specification: External power/ signal line - UL1007 AWG22(0.3sq) 400mm.
- AC steady, AC/DC steady/flashing type cable specification: External power line - UL1015 AWG18(0.75sq) × 2C 400mm,
External signal line - UL1007 AWG22(0.3sq) 400mm