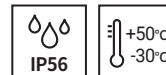


## QLV Series



Aerodynamic LED Light Bar Suitable for High Speed Emergency Vehicles



### PRODUCT SPECIFICATION

QLV Series

**Materials** QLV Light Bar Model: Lens-PC, Cover-Al, Board-Al, Mount bracket-STSS  
QLV-SET: QLV Light Bar Model-PC other/ SAMP-100-Steel, Al/ SM-100ND-Steel

**Ambient operating temperature** -30°C to +50°C

**Protection rating** IP56

**Lens color** ●●Blue-Red ●●Red-Red ●●Amber-Amber ●●Green-Green

**Flashing rate** 60-80/min(QLV, QLV-SET)

- Compact and aerodynamic design minimizes air resistance in high speed vehicles
- Transparent polycarbonate outer and inner lens provides clear signal light transmission
- Strong mechanical strength, heat, and UV light resistance
- Excellent protection from vibration and impact with use of aluminum boards for both the top and bottom plates
- Internal heat discharges naturally because each LED module adopts an excellent heat dissipative structure
- QLV-SET includes amplifier that has a built-in one-touch switch for selection between signal sound and warning light
- QLV-SET includes a 100W high volume horn with clear warning sounds
- 1,250mm, 1,150mm and 885mm length models are also available
- Available in customized color arrangements

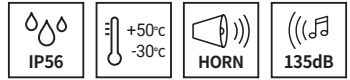
### Product Features

- 1 High volume, high quality horn system
- 100W high power volume horn

- 2 AMP
- Choose Lightbar function & alarm tone

- 4 Module
- Take Down Module: Intense white Light
  - LED Module: Clear color signal light





## QLV-SET LED Strobe Light Bar SET

Model number	LED module number	Voltage	Current	Volume	Certificate	Weight	Color
QLV-1250-SET	24EA	DC12V	26.5A	Max. 135dB	CE	20.31kg	●● B-R
QLV-1150-SET	22EA		26A			19.42kg	●● R-R
QLV-885-SET	18EA		25A			16.77kg	●● A-A ●● G-G

- Features high intensity LED strobe modules
- Amplifier includes built-in one-touch switch for selection between signal sound and warning light
- 100W high volume speaker with clear warning sounds

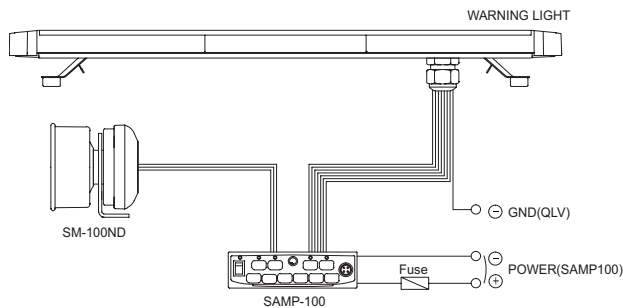


QLV-SET

## Technical Diagram

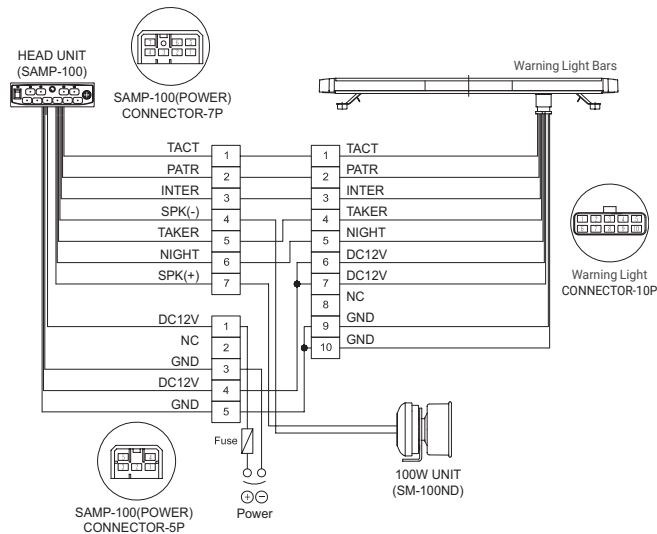
Units: mm

### ·QLV-SET



## Wiring Instructions

### ·QLV-SET-DC



## QLV-SET Signal Light and Sound Functions

No.	Mode	Function
Light Modes	TACT(LED Strobe)	Full LED strobe
	PATR (Repeated sequential flashing)	Sequential flashing - from middle to outside direction
	INTE(Sequential flashing)	Sequential flashing(Front/Rear modules only) - from left to right direction
	TAKE(LED steady)	Take down LED steady
	NIGH(Night steady)	Night LED steady (Night mode)
Sound Modes	WAIL(Fire Alarm)	Fire Alarm sound
	YELP(Emergency)	Emergency sound
	HORN	Horn sound
	MIC	Microphone output mode
	TOOL(Special tone)	Special tone (DI-DI-DI-DI)
	H/L(Ambulance tone)	Ambulance (PI-PO)

## Ordering Specification

QLV-1150	-	12	-	B/R	-	SAMP	-	HORN
[Model number]		[Voltage]		[Color]		[AMP]		[HORN]
QLV-1250		12-DC12V		B/R ●● Blue-Red		SAMP		HORN
QLV-1150				R/R ●● Red-Red		- SAMP-100		- SM-100ND included
QLV-885				A/A ●● Amber-Amber		included		
				G/G ●● Green-Green				