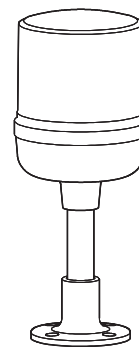


Low Intensity LED Aviation Obstruction Light

SAOL1



Thank you for purchasing Qlight's products. Please read this user manual carefully prior to installation and operation to ensure safe and correct use.



Precautions for Safety

Failure to follow the instructions below may cause a loss of life or serious physical injury.

1. During wiring or maintenance, please completely turn off the Power of the product. (Failure to follow this may lead to an electric shock.)
2. Do not install the product in locations that subjects it to excessive dust or water other than the conditions designated by the IP protection ratings indicated for each product. (Failure to follow these instructions may cause a fire to the product, electric shock, physical injury, malfunction or damage to the product.)
3. Do not alter or repair this product. If maintenance or repair service is required, please contact your local Qlight contact point. (Failure to follow these instructions may lead to fire, electric shock, or product damage.)
4. Please apply the correct voltage to the product. (Failure to follow these instructions may lead to fire, electric shock, or product damage.)
5. When the product is applied to a condition that may impact lives or property, please make sure to have a double safety device. (Failure to follow this may cause damage to property, fire, electric shock and loss of life.)

Precautions for Correct Use

Failure to follow the proper instructions may cause damage to property, the product, or malfunction of the product that would void the warranty.

1. Please remove any objects that can interrupt ventilation around the product.
2. Please turn off the Power of the product immediately if it fails to operate properly.
3. Carefully wire the product according to each product's specification.
4. Please be careful in preventing chemicals such as thinner, benzene, etc. in contact with the surface of the product.
5. Do not apply excessive force/impact to the product.
6. Failure to follow any of the instructions above may cause malfunction or damage to the product, fire, and electric shock.

Ordering Specifications

SAOL1	-	24	-	R
[Model number]		[Voltage]		[Color]
• SAOL1		• 12-DC12V		R-Red
		• 24-DC24V		
		• 110/220-AC110V-220V		





Please scan the QR code for more detailed product information.

www.qlight.com

Product Specifications

General Product Specifications

Model number	SAOL1
Type	Low intensity A type
Light source	High intensity light emitting diodes(LED)
Light color	RED
Luminous intensity	17cd ± 25%
Housing color	Black
Light function	Steady
Rated voltage	DC12V, DC24V, AC110V-220V
Power consumption	Max.20W
Materials	Lens : PC, Housing : PC, Lens ring : STS316L, Pole : STS304, Bracket : Al
Weight(Approx.)	0.98Kg
Cable entry	Ø20
Certificate	 
Protection rating	IP56
Ambient operating temperature	-30°C to +50°C

※ CE compliant : DC24V

Application Areas of Aviation Obstruction Lights

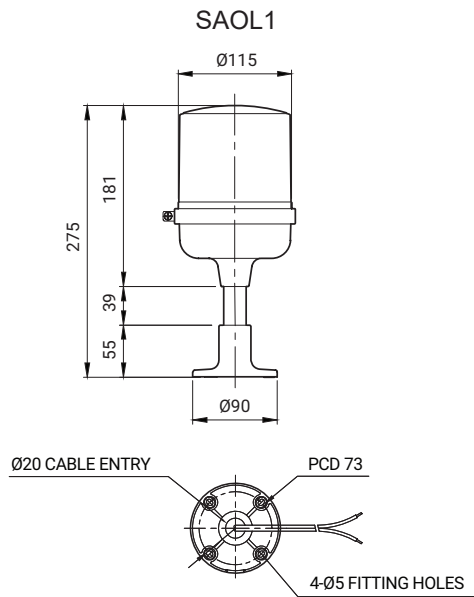
Objects inside the Obstacle Restriction Area	Obstacle certified for use at night that is 60m from the ground and is located within the Obstacle Restriction Area of an airport
Objects outside the Obstacle Restriction Area	Obstacle that is 150m from the ground Chimneys, steel towers, poles, frame structures, electricity pylons, or wind turbines that are 60m from the ground

Classification of Aviation Obstruction Lights

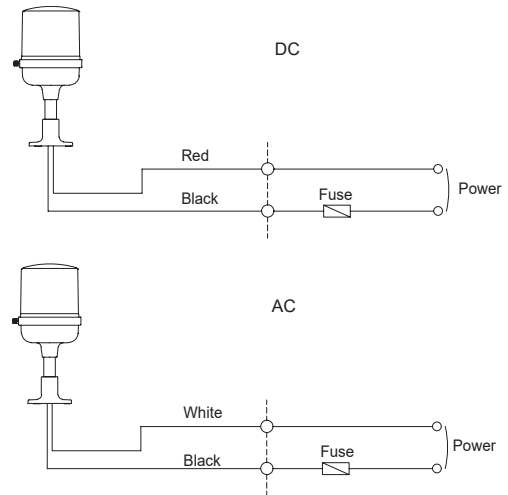
Low intensity A type or low intensity B type obstruction light	Obstacle that is 150m from the ground and is located within the Obstacle Restriction Area
	Low intensity A type model is installed on an obstacle that has limited mobility such as a boarding bridge
Low intensity C type obstruction light	Low intensity C type model(Blue/flashing) is installed on an emergency vehicle or security vehicle operated inside the airport
	Low intensity C type model(Yellow/flashing) is installed on a normal vehicle or mobilize object that is operated inside the airport
Low intensity D type obstruction light	Low intensity D type model(Yellow/flashing) is installed on escort vehicles that are operated inside the airport
Medium intensity A type obstruction light	Medium intensity A type warning light(White/flashing) is installed in areas where trees or buildings are widespread
	Obstacle that is 45m from the ground and is located within the Obstacle Restriction Area or an obstacle that is 150m from the ground and is located outside the Obstacle Restriction Area
Medium intensity B type obstruction light	Medium intensity B type warning light(Red/flashing) is installed in areas where trees or buildings are widespread.
	Obstacle that is 45m from the ground and is located within the Obstacle Restriction Area or an obstacle that is 150m from the ground and is located outside the Obstacle Restriction Area
Medium intensity C type obstruction light	Medium intensity C type warning light(Red/steady) is installed in areas where trees or buildings are widespread
	Obstacle that is 45m from the ground and is located within the Obstacle Restriction Area or an obstacle that is 150m from the ground and is located outside the Obstacle Restriction Area
	Medium intensity C type warning light(Red/steady) cannot be used with other warning lights

Dimensions

(Units : mm)



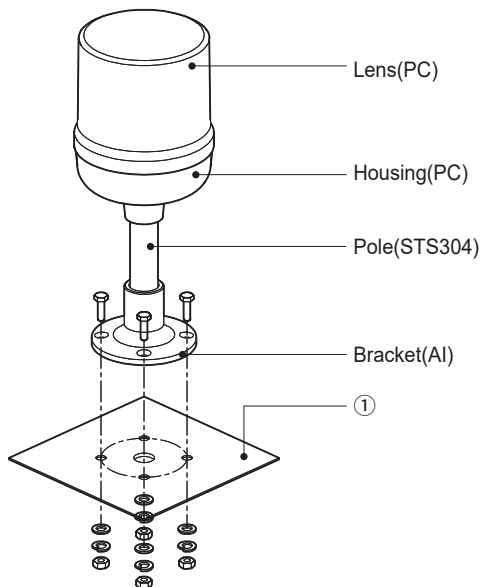
Wiring Instructions



- External Power line - UL2464 AWG18(0.75sq) 400mm
- This product can be wired regardless of polarity.

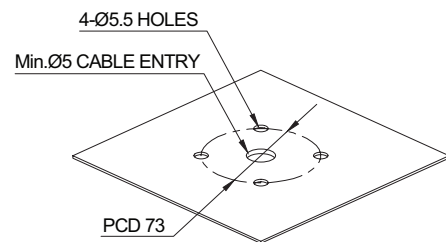
Parts Definition/ Installation/ Mounting Hole Specifications

Parts Definition



Mounting Hole Specifications

- Machine holes on the mounting surface referring to the diagram below.



Installation

- First, machine taps or holes on the mounting surface ①.
- The mounting hole of this product is 5mm in diameter.
- When machining taps, fasten the bolt through the mounting hole of the product.
- When machining holes, insert the bolt through the hole of the product, and tighten the nut from the opposite side of the mounting surface.

Installation Environment and Protection Rating

- This product is designed for use with protection rating of IP56.
- If the product is installed in locations that subject it to excessive dust or water other than the designated IP protection rating indicated(IP56), it may cause malfunction or damage to the product.
- For further information, please visit our website (www.qlight.com).



For your safety

Specification and dimensions listed in this catalogue subject to change without notice for product quality improvement.
The newest product information is available on our website.(www.qlight.com)
Please read the instruction manual attached to the product carefully before installation and use.

Qlight Co., Ltd. www.qlight.com | trade@qlight.com

Head Office | Suite #1510, STX-V Tower, 128 Gasan digital 1-ro, Geumcheon-gu, Seoul, Korea

Tel. +82-2-2679-6152(Toll free. +82-80-328-2222) Fax. +82-2-2679-6154

Factory | 185-25, Mukbang-ro, Sangdong-myeon, Gimhae-si, Gyeongsangnamdo, Korea Tel. +82-55-328-1111(Toll free. +82-80-328-1111)

Qlight Overseas Sales Dept | 704 Nakdong-daero, Sasang-gu, Busan, Korea(Eomgung-Dong) Tel : +82-51-620-4100

Qlight Public Relations & Marketing Team Office | 704 Nakdong-daero, Sasang-gu, Busan, Korea(Eomgung-Dong) Tel. +82-51-245-0017

SHANGHAI Qlight Electronic Co., Ltd. www.qlight.com www.qlightcn.com | qlightcn@qlight.com

China Factory/ Shanghai Sales Office | #Room 333 Building B, #11, Lane 450, Zhenda Road, Baoshan District, Shanghai, China

Tel. +86-21-6651-7100 Fax. +86-21-6315-3929

China Factory Site 2 (Qidong) | #33, Haiyan Road, Qidong High-tech Industrial Development Zone, Qidong, Jiangsu Province, China

Tel +86-513-8384-9999 Fax +86-513-8384-9910

Qlightec

Innovation in Alarm & Signal

Product Operation Inquiry / Customer Support +82-51-620-4100

You can expect prompt service if you have exact information such as model name, symptom, telephone number and address.

※ALL PRODUCT, PRODUCT SPECIFICATIONS AND DATA ARE SUBJECT TO CHANGE WITHOUT NOTICE TO IMPROVE RELIABILITY, FUNCTION OR DESIGN OR OTHERWISE.

Head office : Suite #1510, STX-V Tower, 128 Gasan digital 1-ro, Geumcheon-gu, Seoul, Korea (Postal Code : 08507)

Factory : 185-25, Mukbang-Ro, Sangdong-Myeon, Gimhae-Si, Gyeongsangnam-Do, Korea (Postal Code : 50805)

www.qlight.com

EN - SAOL1 - 2411A